



SRK25ZSX-W / SRC25ZSX-W

2.5 (0.9~3.8)

Indoor Unit : SRK25ZSX-W

Outdoor Unit : SRC25ZSX-W

Specifications

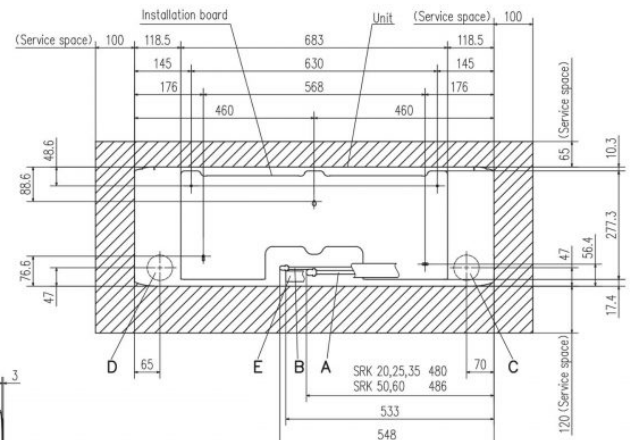
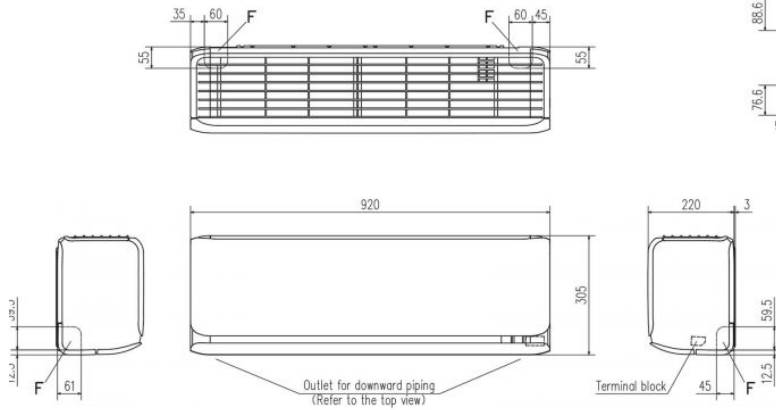
R32

Indoor unit			SRK25ZSX-W	
Outdoor unit			SRC25ZSX-W	
Power source			1Phase, 220 - 240, 50Hz	
Nominal cooling capacity (Min~Max)		kW	2.5 (0.9~3.8)	
Nominal heating capacity (Min~Max)		kW	3.2 (0.8~6.0)	
Power consumption	Cooling/Heating	kW	0.44 / 0.59	
EER/COP	Cooling/Heating		5.68 / 5.42	
Max. running current		A	9	
Sound power level	Indoor	Cooling/Heating	dB(A)	55 / 56
	Outdoor	Cooling/Heating		57 / 58
Sound pressure level	Indoor	Cooling (Hi/Me/Lo/Ulo)	dB(A)	39 / 33 / 25 / 19
		Heating (Hi/Me/Lo/Ulo)		40 / 34 / 27 / 19
	Outdoor	Cooling/Heating		44 / 45
Air flow	Indoor	Cooling (Hi/Me/Lo/Ulo)	m3/min	12.2 / 10.0 / 6.7 / 5.0
		Heating (Hi/Me/Lo/Ulo)		12.8 / 11.0 / 7.8 / 5.4
	Outdoor	Cooling/Heating		31.0 / 31.0
Exterior Dimensions	Indoor	Height x Width x Depth	mm	305 x 920 x 220
	Outdoor			640 x 800(+71) x 290
Net weight	Indoor / Outdoor		kg	13.0 / 43.0
Refrigerant		Type/GWP		R32 / 675
Refrigerant		Charge	kg/TCO2Eq	1.20 / 0.810
Refrigerant piping size		Liquid/Gas	ø mm	6.35(1/4") / 9.52(3/8")
Refrigerant line (one way) length		m	Max.25	
Vertical height differences		Outdoor is higher/lower	m	Max.15 / Max.15
Outdoor operating temperature range	Cooling		°C	-15~46
	Heating			-20~24
Clean filter			Allergen Clear Filter x 1, Photocatalytic Washable Deodorizing Filter x 1	
Energy Class (Cooling/Heating)			A+++/A++++	
SEER			10.30	
SCOP (Average climate)			5.20	
Pdesign (cooling/heating(@-10°C))		kW	2.50/3.00	
Annual Electricity Consumption (cooling/heating)		kWh/a	85/808	
Designated Heating Season			Average	

- The data is measured under the following conditions(ISO-T1, H1). Cooling: Indoor temp. of 27°CDB, 19°CWB, and outdoor temp. of 35°CDB. Heating: Indoor temp. of 20°CDB, and outdoor temp. of 7°CDB, 6°CWB.
 - Sound level indicates the value in an anechoic chamber. During operation these values are somewhat higher due to ambient conditions.
 - 'tonne(s) of CO2 equivalent' means a quantity of greenhouse gases- expressed as the product of the weight of the greenhouse gases in metric tonnes and of their global warming potential.
- *SEER/SCOP are based on EN14825:2016 and Commission regulation (EU) No.2016/2281

Schematics

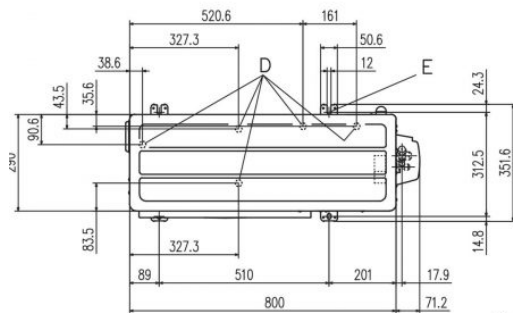
SRK20ZSX-W, -WB, -WT SRK25ZSX-W, -WB, -WT
SRK35ZSX-W, -WB, -WT SRK50ZSX-W, -WB, -WT
SRK60ZSX-W, -WB, -WT



Space for installation and service when viewing from the front

Symbol	Content
A	Gas piping SRK 20,25,35 $\phi 9.52$ (3/8") (Flare) SRK 50,60 $\phi 12.7$ (1/2") (Flare)
B	Liquid piping $\phi 6.35$ (1/4") (Flare)
C	Hole on wall for right rear piping ($\phi 65$)
D	Hole on wall for left rear piping ($\phi 65$)
E	Drain hose VP16
F	Outlet for piping

SRC20ZSX-W,-S SRC25ZSX-W,-S SRC35ZSX-W,-S
SRC40ZSX-W,-S SRC50ZSX-W,-S SRC60ZSX-W,-S SRC63ZR-W,-S



Symbol	Content
A	Service valve connection (gas side) 20,25,35 $\phi 9.52$ (3/8") (Flare) 40,50,60,63 $\phi 12.7$ (1/2") (Flare)
B	Service valve connection (liquid side) $\phi 6.35$ (1/4") (Flare)
C	Pipe/cable draw-out hole
D	Drain discharge hole $\phi 20 \times 5$ places
E	Anchor bolt hole M10 $\times 4$ places

Minimum installation space

Examples of installation	I	II	III	IV
L1	Open	280	280	180
L2	100	75	Open	Open
L3	100	80	80	80
L4	250	Open	250	Open

